

T-SENSOR

DIGITAL INTRA-ORAL SENSOR



www.picohdt.com



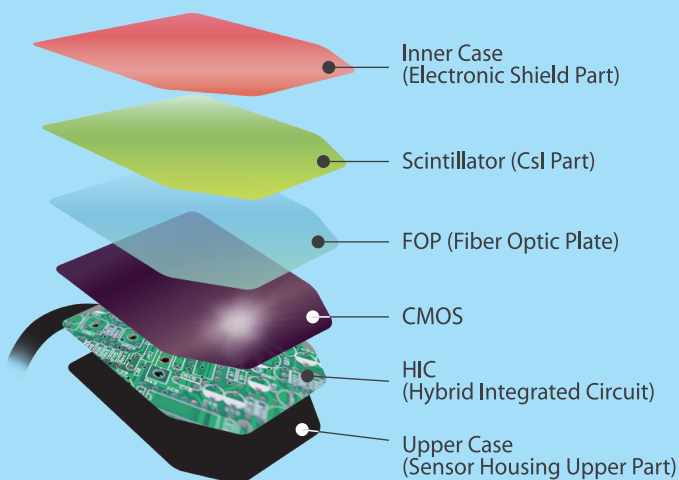
Tooth



X-ray



View



Square Corner



Rounded Corner

CMOS

CMOS APS Technology_
CMOS sensor presents high resolution images for dental diagnosis.

Ergonomic design

T-sensor is designed with rounded corners for patient comfort.

Technical Specification

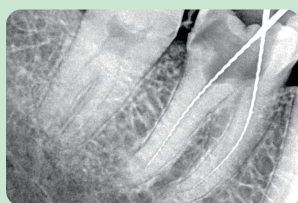
Product Name	T-1015
Scintillator Csl	Csl : TL with FOP
Active Area	24 x 33 mm
Active Pixels	686 x 944 px
Pixel Pitch	35 μ m
Theoretical Resolution	12 lp/mm
A/D Conversion	12 bits
Interface	USB with data box
Energy Rangy	50~100 kV
Dimension	29.2 x 38.7 mm
Cable Length	3m

*Product specifications are subject to change without prior notice

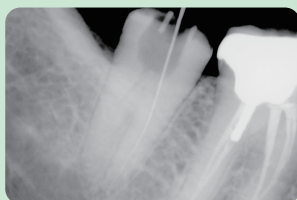
Durability

25,000 times Cable bending Testing.

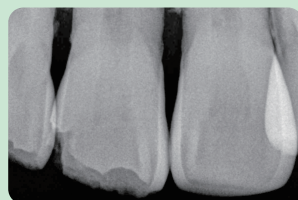
High-resolution Images



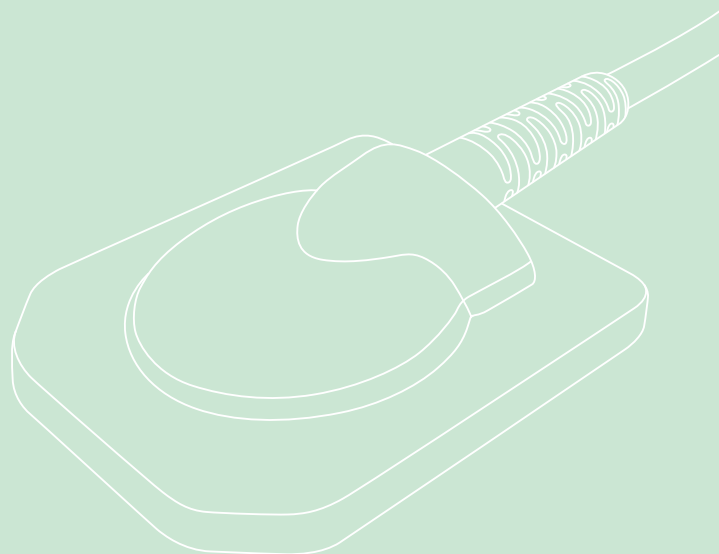
Mandibular molar



Mandibular molar



Maxillary incisor



29, Uchi-ro 880beon-gil Buk-gu, Gwangju, Korea

Tel +82-62-431-7752 Fax +82-62-434-7752 E-mail contact@picohdt.com

